

Turnover hits a 9 week high

The ASPI closed in red as a result of price losses in counters such as Ceylon Tobacco Company, John Keells Holdings and Hatton National Bank with the turnover crossing Rs 2.1 Bn. A similar behaviour was witnessed in the S&P SL20. Crossings were witnessed in John Keells Holdings, Ceylinco Insurance and Seylan Bank, accounting for 74.8% of the turnover. Mixed interest was observed in Sampath Bank and Dialog Axiata whilst retail interest was noted in Nations Trust Bank and Lanka IOC. Furthermore, foreigners remained active closing as net sellers mainly due to foreign selling in John Keells Holdings. Total foreign sales accounted for 90.4% of the turnover.

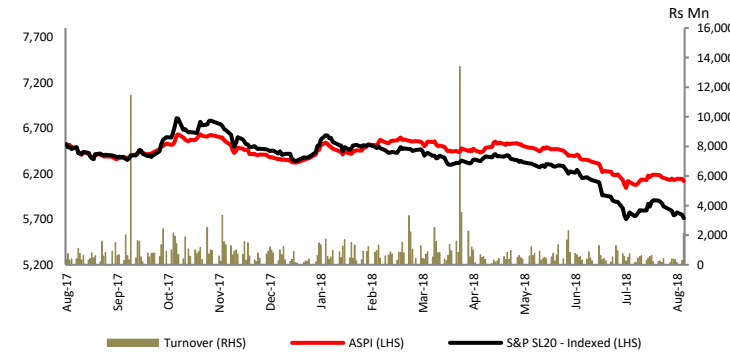
Diversified sector was the top contributor to the market turnover (due to John Keells Holdings) whilst the sector index lost 0.73%. The share price of John Keells Holdings decreased by Rs 1.50 (1.09%) closing at Rs 136.50 whilst foreign holdings decreased by 7,495,438 shares.

Banks, Finance and Insurance sector was the second highest contributor to the market turnover (due to Ceylinco Insurance, Commercial Bank and Sampath Bank) whilst the sector index decreased by 0.66%. The share price of Ceylinco Insurance closed flat at Rs 1,750.80. The share price of Commercial Bank closed flat at Rs 123.50. The share price of Sampath Bank declined by Rs 3.00 (1.05%) to close at Rs 284.00.

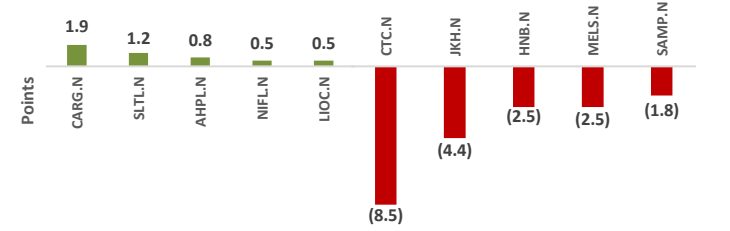
Ceylon Cold Stores was also included amongst the top turnover contributors. The share price of Ceylon Cold Stores edged up by Rs 1.00 (0.11%) to close at Rs 920.00.

Furthermore, Serendib Land announced its first & final dividend of Rs 10.00 per share.

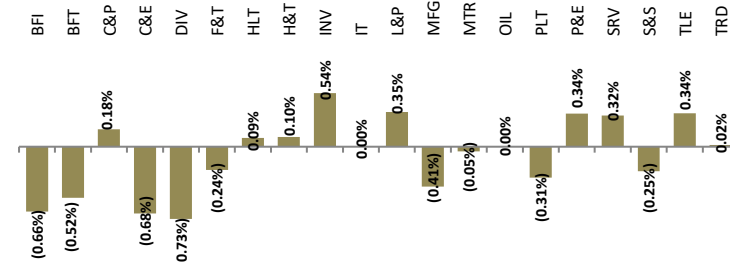
CSE Equity Market Performance – One year



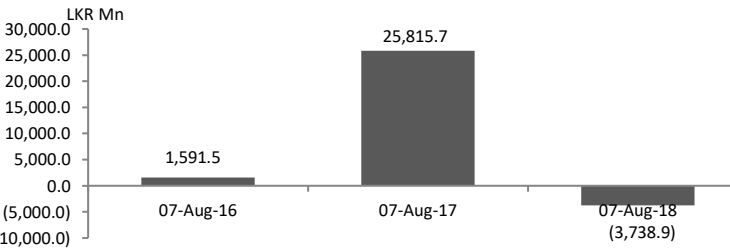
Positive and Negative Contributors to ASPI



CSE All Share Sector Daily Returns



Net Foreign Inflow YTD



Equity Market Performance

	Today	Previous Day	Change (%)
ASPI	6,117.63	6,142.65	(0.41)
S&P SL20	3,286.38	3,308.39	(0.67)
Volume (Shares)	15,877,768	10,084,763	57.44
Turnover (Rs)	2,101,738,914	296,299,108	609.33
Foreign Purchases (Rs)	917,293,760	157,034,643	484.13
Foreign Sales (Rs)	1,900,681,894	89,789,671	2,016.82
PER	9.64	9.68	(0.41)
PBV	1.19	1.20	(0.83)

Top Turnover Contributors	Volume	Turnover	%
John Keells Holdings	7,852,484	1,068,525,387	50.84
Ceylinco Insurance	400,022	748,038,460	35.59
Ceylon Cold Stores	51,133	47,040,460	2.24
Commercial Bank	294,494	36,370,229	1.73
Sampath Bank	122,532	34,899,780	1.66

Company	No. of Crossings	Volume	Price
John Keells Holdings	5	5,815,885	136.00
Ceylinco Insurance	1	400,000	1,870.00
Seylan Bank	1	400,000	82.00

Profit Attributable to Equity Holders for the Quarter Ended June (Rs Mn)			
	2018	2017	%
Amana Bank	125.48	85.18	47.31
C.W. Mackie	41.09	16.18	153.86
Ceylon Grain Elevators	173.63	140.47	23.60
Diesel & Motor Engineering	(53.89)	26.73	(301.65)
Dipped Products	215.08	(29.57)	827.44
Serendib Land	3.59	3.52	2.07
The Lighthouse Hotel	(35.28)	1.37	(2,675.26)
Three Acre Farms	149.87	164.63	(8.97)

Source: Colombo Stock Exchange

Fixed Income Market Performance

Treasury Bond Rates (Secondary Market)			07/08/18	
Maturity	Ask (Closing)	Bid (Closing)		
15-01-2019	8.50	8.70		
01-08-2020	9.40	9.55		
15-12-2021	9.65	9.80		
01-10-2022	9.75	9.95		
15-03-2023	9.85	10.00		
01-08-2024	9.90	10.05		
01-08-2025	10.00	10.15		
Excess Liquidity	Rs 48.67 Bn			
Exchange Rate (Spot Next)	Rs 159.70-159.80 per USD			

Source: MVS Money Brokers

Treasury Bill Rates (Primary Auction)				01/08/18	
Maturity	01/08/18	24/07/18	01/08/17		
91 days	8.17	8.24	9.03		
182 days	rejected	8.74	9.16		
364 days	9.23	9.27	9.48		

Source: CBSL

Disclaimer

This document is based on information obtained from sources believed to be reliable, but NDB Securities (Pvt) Ltd., (NDBS) accepts no responsibility or makes no warranties or representations, express or implied, as to whether the information provided in this document is accurate, complete or up-to-date. Furthermore, no representation or warranty is made by NDBS as to the sufficiency, relevance, importance, appropriateness, completeness or comprehensiveness of the information contained herein for any specific purpose. Prices, opinions and estimates reflect our judgment on the date of original publication and are subject to change at any time without notice. NDBS reserves the right to change their opinion at any point in time as they deem necessary. There is no guarantee that the target price for the stock will be met or that predicted business results for the company will be met. NDBS accepts no liability whatsoever for any direct or consequential loss or damage arising from any use of these reports or their contents. References to tax are based on our understanding of current law and Inland Revenue practices, which may change from time to time.

Any recommendation contained in this document does not have regard to the specific investment objectives, financial situation and the particular needs of any specific addressee. This document is for the information of addressee only and is not to be taken as substitution for the exercise of judgment by addressee. The information contained in any research report does not constitute an offer to sell securities or the solicitation of an offer to buy, or recommendation for investment in, any securities within Sri Lanka or any other jurisdiction. The information in any research report is not intended as financial advice. Moreover, none of the research reports is intended as a prospectus within the meaning of the applicable laws of any jurisdiction and none of the research reports is directed to any person in any country in which the distribution of such research report is unlawful. Past results do not guarantee future performance. NDBS cautions that any forward-looking statements in any research report implied by such words as “anticipate”, “believe”, “estimate”, “expect”, and similar expressions as they relate to a company or its management are not guarantees of future performance. The investments in undertakings, securities or other financial instruments involve risks. Any discussion of the risks contained herein should not be considered to be a disclosure of all risks or complete discussion of the risks which are mentioned.

NDBS and its associates, their directors, and/or employees may have positions in, and may affect transactions in securities mentioned herein and may also perform or seek to perform broking, investment banking and other financial services for these companies.

NDB SECURITIES (PVT) LTD

Level 2, NDB Capital Building, #135, Bauddhaloka Mawatha, Colombo 04, Sri Lanka.

Hotline: +94 (11) 2 131 000

Fax: +94 (11) 2 314 181

E-mail: research@ndbs.lk

Website: www.ndbs.lk

