

Indices close in green

The ASPI closed in green as a result of price gains in counters such as Ceylon Cold Stores, Lanka Orix Leasing Company and Softlogic Holdings with the turnover crossing Rs 325 Mn. A similar behaviour was witnessed in the S&P SL20. High net worth and institutional investor participation was seen in Hemas Holdings, HNB Assurance, Lion Brewery and National Development Bank. Retail interest was noted in Softlogic Holdings. Foreign participation in the market activity remained at subdued levels with foreigners closing as net buyers.

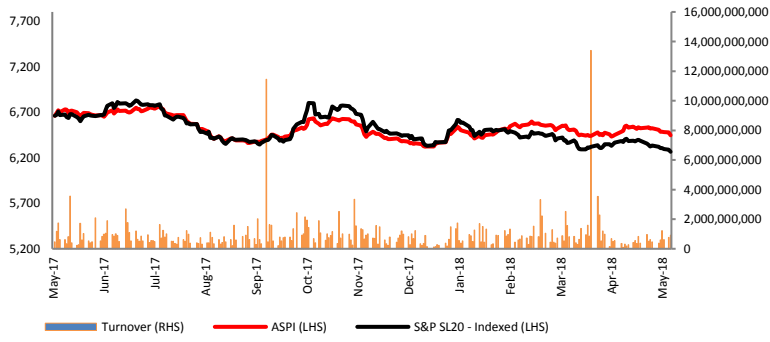
Banks, Finance and Insurance sector was the top contributor to the market turnover (due to Sampath Bank, HNB Assurance and National Development Bank) whilst the sector index gained 0.38%. The share price of Sampath Bank closed flat at Rs 298.50. The share price of HNB Assurance gained Rs 6.90 (7.41%) to close at Rs 100.00. The share price of National Development Bank declined by Rs 0.40 (0.29%) to close at Rs 135.20.

Diversified sector was the second highest contributor to the market turnover (due to Hemas Holdings) whilst the sector index increased by 0.26%. The share price of Hemas Holdings closed flat at Rs 125.00.

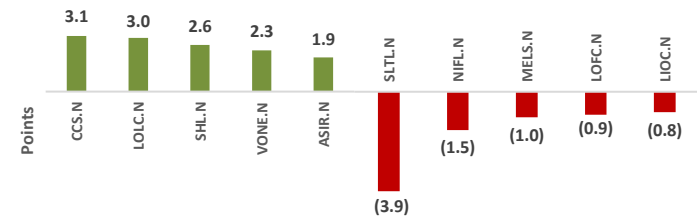
Lion Brewery was also included amongst the top turnover contributors. The share price of Lion Brewery recorded a gain of Rs 4.80 (0.88%) closing at Rs 549.50.

Furthermore, Ceylon Tobacco Company announced its interim dividend of Rs 18.00 per share and Talawakelle Tea Estates announced its final dividend of Rs 2.50.

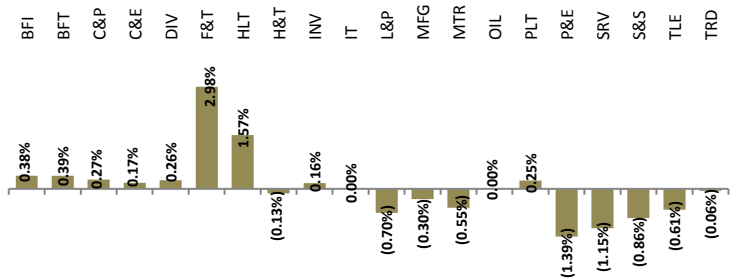
CSE Equity Market Performance – One year



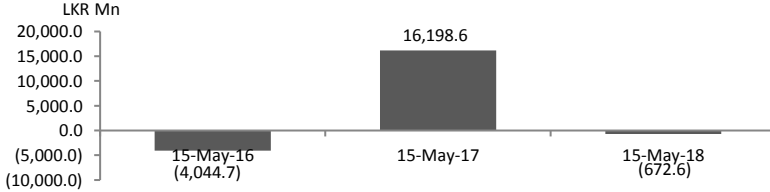
Positive and Negative Contributors to ASPI



CSE All Share Sector Daily Returns



Net Foreign Inflow YTD



Equity Market Performance

	Today	Previous Day	Change (%)
ASPI	6,456.32	6,444.96	0.18
S&P SL20	3,616.16	3,609.04	0.20
Volume (Shares)	22,552,904	35,597,413	(36.64)
Turnover (Rs)	325,420,600	924,426,590	(64.80)
Foreign Purchases (Rs)	39,558,947	406,747,578	(90.27)
Foreign Sales (Rs)	33,268,686	739,906,188	(95.50)
PER	10.83	10.81	0.19
PBV	1.30	1.30	0.00

Top Turnover Contributors	Volume	Turnover	%
Sampath Bank	222,811	66,516,692	20.44
HNB Assurance	348,997	34,653,976	10.65
Hemas Holdings	262,427	32,803,275	10.08
Lion Brewery	58,832	32,088,105	9.86
National Development Bank	120,342	16,247,659	4.99

Company	No. of Crossings	Volume	Price
Hemas Holdings	1	230,425	125.00

Profit Attributable to Equity Holders for the Quarter Ended March (Rs Mn)

	2018	2017	%
Arpico Insurance	14.28	12.15	17.48
Commercial Bank	4,340.93	3,819.91	13.64
Ceylinco Insurance	3,540.82	1,261.02	180.79
Ceylon Tobacco Company	3,737.00	3,197.00	16.89
Galadari Hotels	116.53	79.48	46.61
Janashakthi Insurance	6,919.93	36.66	18773.90
Overseas Realty	1,147.22	833.67	37.61
Singer (Sri Lanka)	153.00	159.90	(4.31)
Singhe Hospitals	18.10	26.15	(30.78)
Siyapatha Finance	147.30	92.08	59.97
Sri Lanka Telecom	1,176.00	1,452.00	(19.01)
United Motors Lanka	216.21	261.24	(17.24)
Vallibel Finance	343.30	219.86	56.15

Source: Colombo Stock Exchange

Fixed Income Market Performance

Treasury Bond Rates (Secondary Market)

Maturity	Ask (Closing)	Bid (Closing)
15-01-2019	9.00	9.30
01-08-2020	9.90	10.15
15-12-2021	10.10	10.30
01-10-2022	10.25	10.45
01-09-2023	10.35	10.55
01-08-2024	10.40	10.60
01-08-2025	10.45	10.65
Excess Liquidity	Rs 3.01 Bn	
Exchange Rate (Spot Next)	Rs 158.10-158.30 per USD	

Source: MVS Money Brokers

Treasury Bill Rates (Primary Auction)

Maturity	09/05/18	02/05/18	08/05/17
91 days	8.11	rejected	not offered
182 days	rejected	rejected	10.43
364 days	9.65	9.61	10.73

Source: CBSL

Disclaimer

This document is based on information obtained from sources believed to be reliable, but NDB Securities (Pvt) Ltd., (NDBS) accepts no responsibility or makes no warranties or representations, express or implied, as to whether the information provided in this document is accurate, complete or up-to-date. Furthermore, no representation or warranty is made by NDBS as to the sufficiency, relevance, importance, appropriateness, completeness or comprehensiveness of the information contained herein for any specific purpose. Prices, opinions and estimates reflect our judgment on the date of original publication and are subject to change at any time without notice. NDBS reserves the right to change their opinion at any point in time as they deem necessary. There is no guarantee that the target price for the stock will be met or that predicted business results for the company will be met. NDBS accepts no liability whatsoever for any direct or consequential loss or damage arising from any use of these reports or their contents. References to tax are based on our understanding of current law and Inland Revenue practices, which may change from time to time.

Any recommendation contained in this document does not have regard to the specific investment objectives, financial situation and the particular needs of any specific addressee. This document is for the information of addressee only and is not to be taken as substitution for the exercise of judgment by addressee. The information contained in any research report does not constitute an offer to sell securities or the solicitation of an offer to buy, or recommendation for investment in, any securities within Sri Lanka or any other jurisdiction. The information in any research report is not intended as financial advice. Moreover, none of the research reports is intended as a prospectus within the meaning of the applicable laws of any jurisdiction and none of the research reports is directed to any person in any country in which the distribution of such research report is unlawful. Past results do not guarantee future performance. NDBS cautions that any forward-looking statements in any research report implied by such words as “anticipate”, “believe”, “estimate”, “expect”, and similar expressions as they relate to a company or its management are not guarantees of future performance. The investments in undertakings, securities or other financial instruments involve risks. Any discussion of the risks contained herein should not be considered to be a disclosure of all risks or complete discussion of the risks which are mentioned.

NDBS and its associates, their directors, and/or employees may have positions in, and may affect transactions in securities mentioned herein and may also perform or seek to perform broking, investment banking and other financial services for these companies.

NDB SECURITIES (PVT) LTD

Level 2, NDB Capital Building, #135, Bauddhaloka Mawatha, Colombo 04, Sri Lanka.

Hotline: +94 (11) 2 131 000

Fax: +94 (11) 2 314 181

E-mail: research@ndbs.lk

Website: www.ndbs.lk

