

## Crossings boost turnover

The ASPI edged down mainly due to price losses in Melstacorp, Carson Cumberbatch and Bukit Darah with turnover crossing Rs 1.2 Bn. Meanwhile, the S&P SL20 edged up. Crossings were witnessed in Hatton National Bank and John Keells Holdings, accounting for 75.5% of turnover. Mixed interest was observed in Ceylon Guardian Investment Trust and Sampath Bank whilst retail interest was noted in Sierra Cables and Softlogic Capital. Furthermore, foreigners remained active closing as net buyers. Total foreign purchases accounted for 71.6% of turnover.

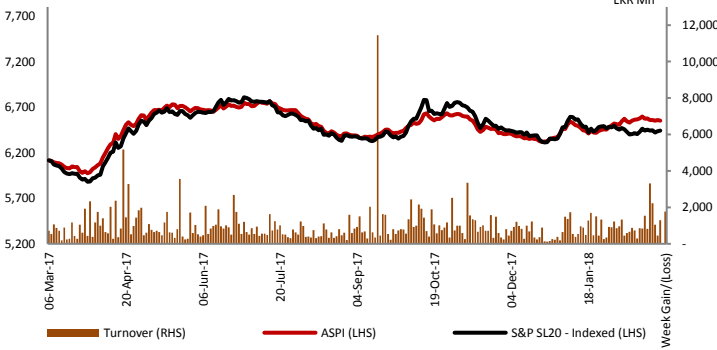
Banks, Finance and Insurance sector was the top contributor to the market turnover (due to Hatton National Bank, Sampath Bank and Hatton National Bank nonvoting) whilst the sector index gained 0.17%. The share price of Hatton National Bank closed flat at Rs 242.00. The share price of Sampath Bank recorded a loss of Rs 0.90 (0.27%) to close at Rs 330.00. The share price of Hatton National Bank nonvoting declined by Rs 1.90 (1.01%) to close at Rs 185.80.

Diversified sector was the second highest contributor to the market turnover (due to John Keells Holdings) whilst the sector index decreased by 0.70%. The share price of John Keells Holdings gained Rs 1.00 (0.61%) to close at Rs 164.00.

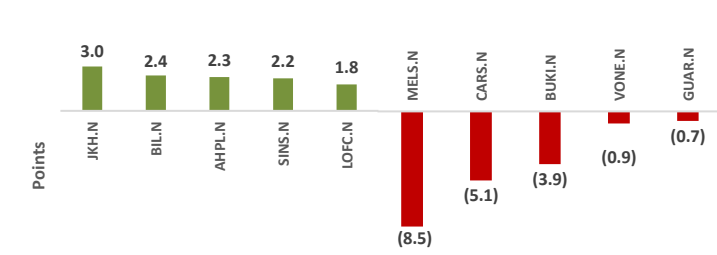
Ceylon Guardian Investment Trust was also included amongst the top turnover contributors. The share price of Ceylon Guardian Investment Trust moved down by Rs 4.20 (4.99%) to close at Rs 80.00.

Furthermore, Access Engineering, Lion Brewery Ceylon and RIL Property announced their interim dividends of Rs 0.50, Rs 4.00 and Rs 0.10 per share respectively.

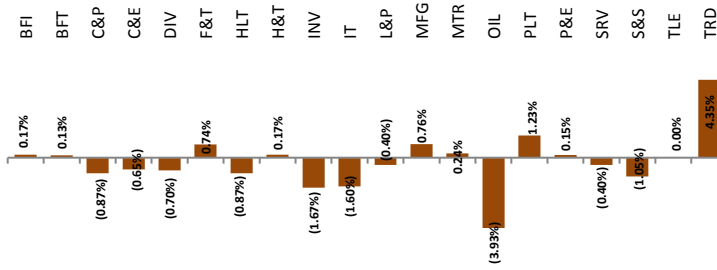
## CSE Equity Market Performance – One year



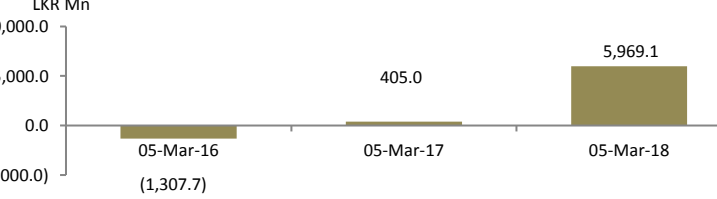
## Positive and Negative Contributors to ASPI



## CSE All Share Sector Daily Returns



## Net Foreign Inflow YTD



## Equity Market Performance

	Today	Previous Day	Change (%)
ASPI	6,552.81	6,557.02	(0.06)
S&P SL20	3,721.97	3,717.55	0.12
Volume (Shares)	20,398,519	15,004,987	35.94
Turnover (Rs)	1,295,326,329	449,539,675	188.15
Foreign Purchases (Rs)	973,437,269	63,958,761	1,421.98
Foreign Sales (Rs)	927,565,319	203,300,616	356.25
PER	11.05	11.06	(0.09)
PBV	1.35	1.35	0.00

Top Turnover Contributors	Volume	Turnover	%
Hatton National Bank	3,739,169	904,879,028	69.86
John Keells Holdings	849,161	139,294,764	10.75
Ceylon Guardian Investment Trust	357,321	28,628,237	2.21
Sampath Bank	84,840	27,994,583	2.16
Hatton National Bank nonvoting	90,397	16,802,836	1.30

Company	No. of Crossings	Volume	Price
Hatton National Bank	4	3,734,438	242.00
John Keells Holdings	2	450,000	164.00

Source: Colombo Stock Exchange

## Fixed Income Market Performance

Treasury Bond Rates (Secondary Market)		05/03/18	
Maturity	Ask (Closing)	Bid (Closing)	
01-04-2018	8.10	8.30	
15-01-2019	9.40	9.60	
01-08-2020	9.60	9.80	
15-12-2021	9.80	9.80	
01-09-2023	10.15	10.30	
01-01-2024	10.20	10.40	
01-08-2025	10.25	10.45	
Excess Liquidity	Rs 30.125 Bn		
Exchange Rate (Spot Next)	Rs 154.95-155.05 per USD		

Source: MVS Money Brokers

Treasury Bill Rates (Primary Auction)		27/02/18	
Maturity	27/02/2018	21/02/2018	27/02/2017
91 days	rejected	8.24	9.38
182 days	rejected	8.52	10.27
364 days	9.59	9.45	10.66

Source: CBSL

## Disclaimer

This document is based on information obtained from sources believed to be reliable, but NDB Securities (Pvt) Ltd., (NDBS) accepts no responsibility or makes no warranties or representations, express or implied, as to whether the information provided in this document is accurate, complete or up-to-date. Furthermore, no representation or warranty is made by NDBS as to the sufficiency, relevance, importance, appropriateness, completeness or comprehensiveness of the information contained herein for any specific purpose. Prices, opinions and estimates reflect our judgment on the date of original publication and are subject to change at any time without notice. NDBS reserves the right to change their opinion at any point in time as they deem necessary. There is no guarantee that the target price for the stock will be met or that predicted business results for the company will be met. NDBS accepts no liability whatsoever for any direct or consequential loss or damage arising from any use of these reports or their contents. References to tax are based on our understanding of current law and Inland Revenue practices, which may change from time to time.

Any recommendation contained in this document does not have regard to the specific investment objectives, financial situation and the particular needs of any specific addressee. This document is for the information of addressee only and is not to be taken as substitution for the exercise of judgment by addressee. The information contained in any research report does not constitute an offer to sell securities or the solicitation of an offer to buy, or recommendation for investment in, any securities within Sri Lanka or any other jurisdiction. The information in any research report is not intended as financial advice. Moreover, none of the research reports is intended as a prospectus within the meaning of the applicable laws of any jurisdiction and none of the research reports is directed to any person in any country in which the distribution of such research report is unlawful. Past results do not guarantee future performance. NDBS cautions that any forward-looking statements in any research report implied by such words as “anticipate”, “believe”, “estimate”, “expect”, and similar expressions as they relate to a company or its management are not guarantees of future performance. The investments in undertakings, securities or other financial instruments involve risks. Any discussion of the risks contained herein should not be considered to be a disclosure of all risks or complete discussion of the risks which are mentioned.

NDBS and its associates, their directors, and/or employees may have positions in, and may affect transactions in securities mentioned herein and may also perform or seek to perform broking, investment banking and other financial services for these companies.

### NDB SECURITIES (PVT) LTD

Level 2, NDB Capital Building, #135, Bauddhaloka Mawatha, Colombo 04, Sri Lanka.

Hotline: +94 (11) 2 131 000

Fax: +94 (11) 2 314 181

E-mail: [research@ndbs.lk](mailto:research@ndbs.lk)

Website: [www.ndbs.lk](http://www.ndbs.lk)

