

Foreign sales accounts for 66% of turnover

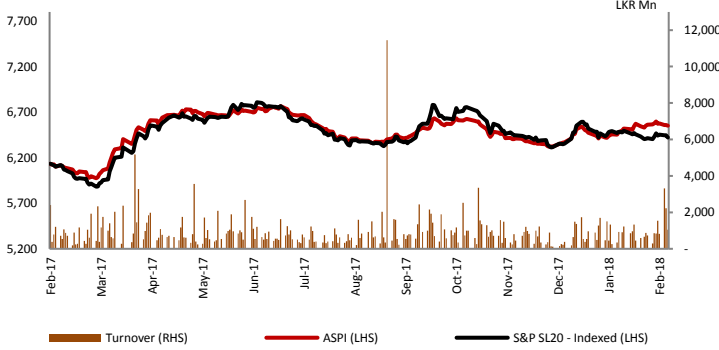
The ASPI edged down as a result of price losses in counters such as Melstacorp, Lanka Orix Leasing Company and Dialog Axiata with turnover crossing Rs 1.0 Bn. Meanwhile, the S&P SL20 closed in red. Crossings were witnessed in John Keells Holdings and Commercial Bank, accounting for 62.7% of turnover. Mixed interest was observed in Softlogic Holdings whilst retail interest was noted in Janashakthi Insurance Company, Laugfs Gas and Softlogic Capital. Furthermore, foreigners remained active closing as net sellers mainly due to foreign selling in John Keells Holdings. Total foreign sales accounted for 66.4% of turnover.

Diversified sector was the top contributor to the market turnover (due to John Keells Holdings and Softlogic Holdings) whilst the sector index gained 0.27%. The share price of John Keells Holdings increased by Rs 0.20 (0.12%) closing at Rs 160.20 whilst foreign holdings decreased by 1,016,441 shares. The share price of Softlogic Holdings appreciated by Rs 1.50 (6.25%) to close at Rs 25.50.

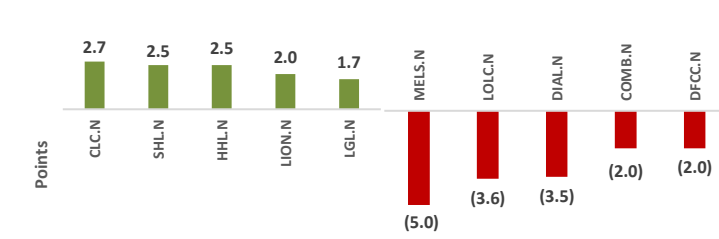
Banks, Finance and Insurance sector was the second highest contributor to the market turnover (due to Commercial Bank, Sampath Bank and Commercial Bank nonvoting) whilst the sector index decreased by 0.43%. The share price of Commercial Bank lost Rs 1.00 (0.72%) to close at Rs 138.50. The share price of Sampath Bank moved down by Rs 1.50 (0.45%) to close at Rs 330.50. The share price of Commercial Bank nonvoting closed flat at Rs 106.00.

Furthermore, Overseas Realty announced its first & final dividend of Rs 1.25 per share whilst Regnis announced its final dividend of Rs 10.5 per share.

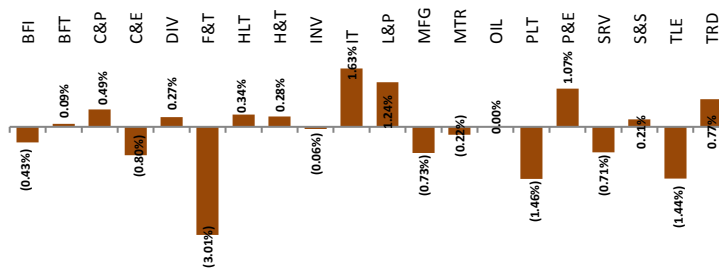
CSE Equity Market Performance – One year



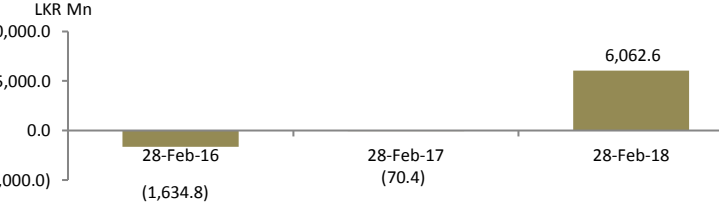
Positive and Negative Contributors to ASPI



CSE All Share Sector Daily Returns



Net Foreign Inflow YTD



Equity Market Performance

	Today	Previous Day	Change (%)
ASPI	6,551.78	6,559.42	(0.12)
S&P SL20	3,710.14	3,723.55	(0.36)
Volume (Shares)	23,866,126	27,676,792	(13.77)
Turnover (Rs)	1,049,105,740	2,228,588,127	(52.93)
Foreign Purchases (Rs)	569,485,810	1,621,700,844	(64.88)
Foreign Sales (Rs)	696,829,715	1,792,945,567	(61.13)
PER	11.05	11.06	(0.09)
PBV	1.35	1.35	0.00

Top Turnover Contributors	Volume	Turnover	%
John Keells Holdings	2,746,148	439,392,556	41.88
Commercial Bank	1,702,206	236,580,595	22.55
Sampath Bank	154,137	51,009,990	4.86
Commercial Bank nonvoting	286,811	30,399,916	2.90
Softlogic Holdings	992,968	24,892,028	2.37

Company	No. of Crossings	Volume	Price
John Keells Holdings	5	2,689,150	160.00
Commercial Bank	3	1,638,718	139.00

Company	Profit Attributable to Equity Holders for the Quarter Ended December (Rs Mn)		
	2017	2016	%
Colombo Land & Development	2,232.52	(47.07)	4843.38
Softlogic Life Insurance	771.67	(31.87)	2521.21
Sri Lanka Telecom	707.00	124.00	470.16

Source: Colombo Stock Exchange

Fixed Income Market Performance

Treasury Bond Rates (Secondary Market)			28/02/18
Maturity	Ask (Closing)	Bid (Closing)	
01-04-2018	8.10	8.30	
15-01-2019	9.40	9.60	
01-08-2020	9.60	9.80	
15-12-2021	9.80	9.80	
01-09-2023	10.15	10.30	
01-01-2024	10.20	10.40	
01-08-2025	10.25	10.45	
Excess Liquidity	Rs 34.447 Bn		
Exchange Rate (Spot Next)	Rs 155.10-155.20 per USD		

Source: MVS Money Brokers

Treasury Bill Rates (Primary Auction)			
Maturity	27/02/2018	21/02/2018	27/02/2017
91 days	rejected	8.24	9.38
182 days	rejected	8.52	10.27
364 days	9.59	9.45	10.66

Source: CBSL

Disclaimer

This document is based on information obtained from sources believed to be reliable, but NDB Securities (Pvt) Ltd., (NDBS) accepts no responsibility or makes no warranties or representations, express or implied, as to whether the information provided in this document is accurate, complete or up-to-date. Furthermore, no representation or warranty is made by NDBS as to the sufficiency, relevance, importance, appropriateness, completeness or comprehensiveness of the information contained herein for any specific purpose. Prices, opinions and estimates reflect our judgment on the date of original publication and are subject to change at any time without notice. NDBS reserves the right to change their opinion at any point in time as they deem necessary. There is no guarantee that the target price for the stock will be met or that predicted business results for the company will be met. NDBS accepts no liability whatsoever for any direct or consequential loss or damage arising from any use of these reports or their contents. References to tax are based on our understanding of current law and Inland Revenue practices, which may change from time to time.

Any recommendation contained in this document does not have regard to the specific investment objectives, financial situation and the particular needs of any specific addressee. This document is for the information of addressee only and is not to be taken as substitution for the exercise of judgment by addressee. The information contained in any research report does not constitute an offer to sell securities or the solicitation of an offer to buy, or recommendation for investment in, any securities within Sri Lanka or any other jurisdiction. The information in any research report is not intended as financial advice. Moreover, none of the research reports is intended as a prospectus within the meaning of the applicable laws of any jurisdiction and none of the research reports is directed to any person in any country in which the distribution of such research report is unlawful. Past results do not guarantee future performance. NDBS cautions that any forward-looking statements in any research report implied by such words as “anticipate”, “believe”, “estimate”, “expect”, and similar expressions as they relate to a company or its management are not guarantees of future performance. The investments in undertakings, securities or other financial instruments involve risks. Any discussion of the risks contained herein should not be considered to be a disclosure of all risks or complete discussion of the risks which are mentioned.

NDBS and its associates, their directors, and/or employees may have positions in, and may affect transactions in securities mentioned herein and may also perform or seek to perform broking, investment banking and other financial services for these companies.

NDB SECURITIES (PVT) LTD

Level 2, NDB Capital Building, #135, Bauddhaloka Mawatha, Colombo 04, Sri Lanka.

Hotline: +94 (11) 2 131 000

Fax: +94 (11) 2 314 181

E-mail: research@ndbs.lk

Website: www.ndbs.lk

