

Foreign sales account for 80% of turnover

The ASPI edged up for the day with turnover crossing Rs 2.2 Bn. Meanwhile, the S&P SL20 closed flat. Crossings were traded in Sampath Bank, Hatton National Bank, Lanka IOC, Central Finance Company and Hemas Holdings, accounting for 78.5% of turnover. Mixed interest was observed in Janashakthi Insurance Company and Softlogic Holdings whilst retail interest was noted in Ceylon Grain Elevators. Furthermore, foreigners remained active closing as net sellers mainly due to foreign selling in Hatton National Bank. Total foreign sales accounted for 80.5% of turnover.

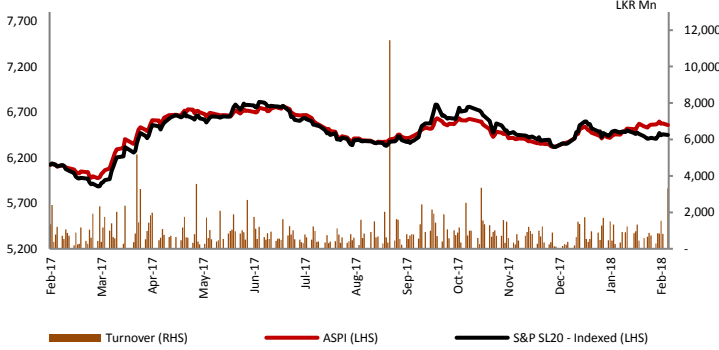
Banks, Finance and Insurance sector was the top contributor to the market turnover (due to Sampath Bank, Hatton National Bank and Janashakthi Insurance Company) whilst the sector index edged up by 0.09%. The share price of Sampath Bank decreased by Rs 2.00 (0.60%) to close at Rs 332.00. The share price of Hatton National Bank closed flat at Rs 242.00 whilst foreign holdings decreased by 1,260,000 shares. The share price of Janashakthi Insurance Company declined by Rs 0.20 (0.62%) to close at Rs 32.10.

Diversified sector was the second highest contributor to the market turnover (due to Softlogic Holdings) whilst the sector index decreased by 0.65%. The share price of Softlogic Holdings closed flat at Rs 24.00.

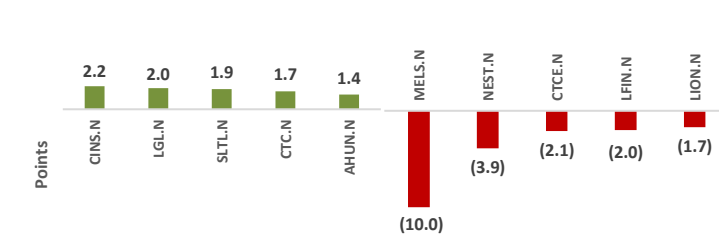
Lanka IOC was also included amongst the top turnover contributors. The share price of Lanka IOC moved up by Rs 0.70 (2.35%) to close at Rs 30.50.

Furthermore, Colombo Dockyard and Union Assurance announced their first & final dividends of Rs 1.50 and Rs 18.00 per share respectively whilst Union Bank announced its final dividend of Rs 0.10 per share.

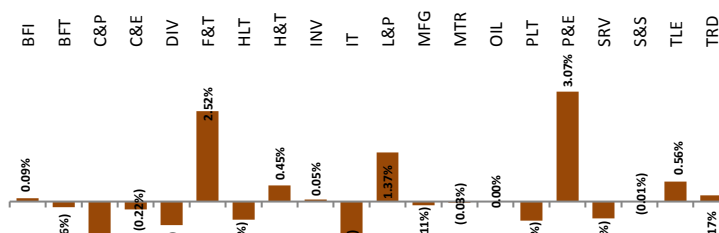
CSE Equity Market Performance – One year



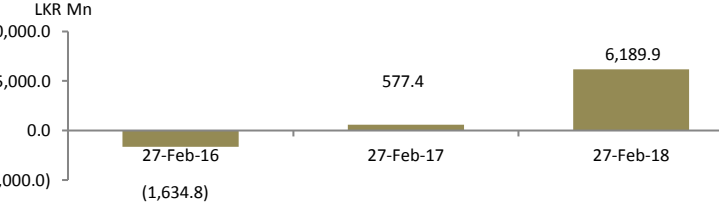
Positive and Negative Contributors to ASPI



CSE All Share Sector Daily Returns



Net Foreign Inflow YTD



Equity Market Performance

	Today	Previous Day	Change (%)
ASPI	6,559.42	6,560.32	(0.01)
S&P SL20	3,723.55	3,723.41	0.00
Volume (Shares)	27,676,792	56,991,168	(51.44)
Turnover (Rs)	2,228,588,127	3,313,964,891	(32.75)
Foreign Purchases (Rs)	1,621,700,844	1,153,045,123	40.65
Foreign Sales (Rs)	1,792,945,567	1,204,192,127	48.89
PER	11.06	11.04	0.18
PBV	1.35	1.35	0.00

Top Turnover Contributors	Volume	Turnover	%
Sampath Bank	3,919,715	1,313,781,645	58.95
Hatton National Bank	1,266,313	306,447,846	13.75
Lanka IOC	4,095,963	122,883,739	5.51
Softlogic Holdings	3,636,418	86,968,484	3.90
Janashakthi Insurance Company	1,675,991	54,171,068	2.43

Company	No. of Crossings	Volume	Price
Sampath Bank	2	3,875,241	335.20
Hatton National Bank	5	1,115,000	242.00
Lanka IOC	1	4,000,000	30.00
Central Finance Company	1	300,000	110.00
Hemas Holdings	1	220,000	124.00

Profit Attributable to Equity Holders for the Quarter Ended December (Rs Mn)			
	2017	2016	%
Balangoda Plantations	(201.27)	(58.02)	(246.91)
Ceylinco Insurance	4,901.48	2,427.57	101.91
The Lanka Hospital Corporation	(45.15)	347.02	(113.01)
Nations Trust Bank	931.16	831.21	12.02
Sanasa Development Bank	176.71	157.85	11.95
Union Assurance	3,099.95	1,122.80	176.09
Union Bank	130.44	136.29	(4.30)

Source: Colombo Stock Exchange

Fixed Income Market Performance

Treasury Bond Rates (Secondary Market)			
Maturity	Ask (Closing)	Bid (Closing)	27/02/18
01-04-2018	8.10	8.30	
15-01-2019	9.40	9.60	
01-08-2020	9.60	9.80	
15-12-2021	9.80	9.80	
01-09-2023	10.15	10.30	
01-01-2024	10.20	10.40	
01-08-2025	10.25	10.45	
Excess Liquidity	Rs 40.865 Bn		
Exchange Rate (Spot Next)	Rs 154.85-154.95 per USD		

Source: MVS Money Brokers

Treasury Bill Rates (Primary Auction)			
Maturity	27/02/2018	21/02/2018	27/02/2017
91 days	rejected	8.24	9.38
182 days	rejected	8.52	10.27
364 days	9.59	9.45	10.66

Source: CBSL

Disclaimer

This document is based on information obtained from sources believed to be reliable, but NDB Securities (Pvt) Ltd., (NDBS) accepts no responsibility or makes no warranties or representations, express or implied, as to whether the information provided in this document is accurate, complete or up-to-date. Furthermore, no representation or warranty is made by NDBS as to the sufficiency, relevance, importance, appropriateness, completeness or comprehensiveness of the information contained herein for any specific purpose. Prices, opinions and estimates reflect our judgment on the date of original publication and are subject to change at any time without notice. NDBS reserves the right to change their opinion at any point in time as they deem necessary. There is no guarantee that the target price for the stock will be met or that predicted business results for the company will be met. NDBS accepts no liability whatsoever for any direct or consequential loss or damage arising from any use of these reports or their contents. References to tax are based on our understanding of current law and Inland Revenue practices, which may change from time to time.

Any recommendation contained in this document does not have regard to the specific investment objectives, financial situation and the particular needs of any specific addressee. This document is for the information of addressee only and is not to be taken as substitution for the exercise of judgment by addressee. The information contained in any research report does not constitute an offer to sell securities or the solicitation of an offer to buy, or recommendation for investment in, any securities within Sri Lanka or any other jurisdiction. The information in any research report is not intended as financial advice. Moreover, none of the research reports is intended as a prospectus within the meaning of the applicable laws of any jurisdiction and none of the research reports is directed to any person in any country in which the distribution of such research report is unlawful. Past results do not guarantee future performance. NDBS cautions that any forward-looking statements in any research report implied by such words as “anticipate”, “believe”, “estimate”, “expect”, and similar expressions as they relate to a company or its management are not guarantees of future performance. The investments in undertakings, securities or other financial instruments involve risks. Any discussion of the risks contained herein should not be considered to be a disclosure of all risks or complete discussion of the risks which are mentioned.

NDBS and its associates, their directors, and/or employees may have positions in, and may affect transactions in securities mentioned herein and may also perform or seek to perform broking, investment banking and other financial services for these companies.

NDB SECURITIES (PVT) LTD

Level 2, NDB Capital Building, #135, Bauddhaloka Mawatha, Colombo 04, Sri Lanka.

Hotline: +94 (11) 2 131 000

Fax: +94 (11) 2 314 181

E-mail: research@ndbs.lk

Website: www.ndbs.lk

