

S&P SL20 gains over 1% for the day

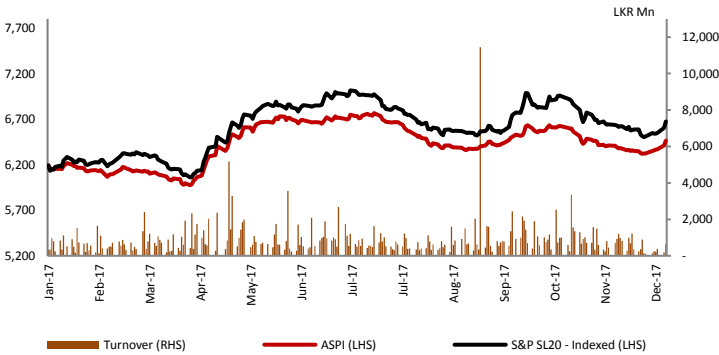
Indices closed in green due to price gains in counters such as John Keells Holdings, Ceylon Tobacco Company and Lanka Orix Leasing Company. The turnover crossed Rs 638 Mn for the day. Crossings were witnessed in John Keells Holdings, Hatton National Bank and On'ally Holdings, accounting for 55.5% of turnover. Mixed interest was observed in First Capital Holdings and Sampath Bank whilst retail interest was noted in Lanka IOC. Furthermore, foreigners remained active closing as net buyers mainly due to foreign purchases in John Keells Holdings. Total foreign purchases accounted for 54.0% of turnover.

Banks, Finance and Insurance sector was the top contributor to the market turnover (due to Hatton National Bank and Sampath Bank) whilst the sector index gained 1.25%. The share price of Hatton National Bank gained Rs 1.00 (0.40%) to close at Rs 250.00. The share price of Sampath Bank increased by Rs 9.80 (3.08%) to close at Rs 327.80.

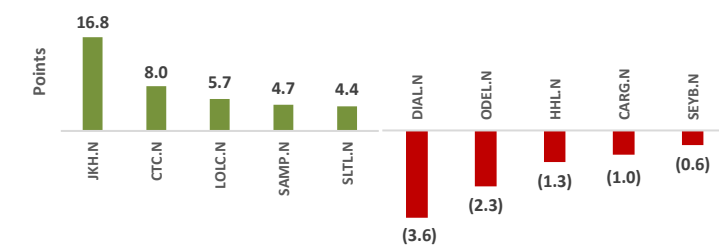
Diversified sector was the second highest contributor to the market turnover (due to John Keells Holdings) whilst the sector index increased by 1.37%. The share price of John Keells Holdings increased by Rs 5.50 (3.67%) closing at Rs 155.50 whilst foreign holdings increased by 991,715 shares.

On'ally Holdings and Ceylon Tobacco Company were also included amongst the top turnover contributors. The share price of On'ally Holdings closed flat at Rs 45.60. The share price of Ceylon Tobacco Company recorded a gain of Rs 19.40 (1.83%) to close at Rs 1,079.40.

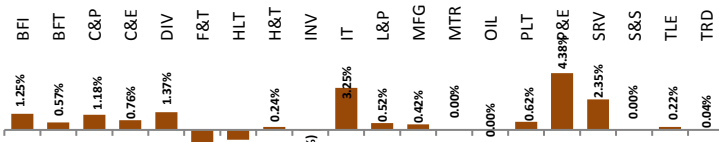
CSE Equity Market Performance – One year



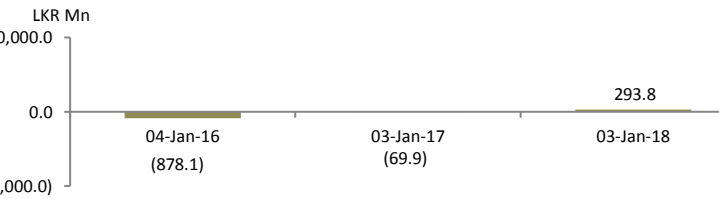
Positive and Negative Contributors to ASPI



CSE All Share Sector Daily Returns



Net Foreign Inflow YTD



Equity Market Performance

	Today	Previous Day	Change (%)
ASPI	6,463.50	6,411.27	0.81
S&P SL20	3,742.85	3,702.63	1.09
Volume (Shares)	13,371,618	5,203,768	156.96
Turnover (Rs)	638,313,867	194,557,448	228.09
Foreign Purchases (Rs)	344,381,559	111,446,951	209.01
Foreign Sales (Rs)	153,429,404	8,633,758	1,677.09
PER	10.59	10.51	0.76
PBV	1.32	1.31	0.76

Top Turnover Contributors	Volume	Turnover	%
John Keells Holdings	1,321,405	205,764,354	32.24
Hatton National Bank	520,434	130,108,501	20.38
On'ally Holdings	2,143,035	102,865,680	16.12
Ceylon Tobacco Company	19,481	20,671,294	3.24
Sampath Bank	57,964	18,789,651	2.94

Company	No. of Crossings	Volume	Price
John Keells Holdings	1	922,339	156.00
Hatton National Bank	2	428,972	250.00
On'ally Holdings	1	2,143,035	48.00

Source: Colombo Stock Exchange

Fixed Income Market Performance

Treasury Bond Rates (Secondary Market)		03/01/18
Maturity	Ask (Closing)	Bid (Closing)
01-04-2018	7.75	7.95
15-01-2019	8.80	9.05
01-08-2020	9.25	9.50
15-12-2021	9.45	9.60
01-09-2023	9.90	10.10
01-01-2024	9.95	10.15
01-08-2025	9.95	10.15
Excess Liquidity	Rs 19.530 Bn	
Exchange Rate (Spot Next)	Rs 153.72 - 153.80 per USD	

Source: MVS Money Brokers

Treasury Bill Rates (Primary Auction)		03/01/18	
Maturity	03/01/2018	27/12/2017	04/01/2017
91 days	not offered	not offered	8.78
182 days	8.24	8.30	9.79
364 days	8.90	8.90	10.22

Source: CBSL

Disclaimer

This document is based on information obtained from sources believed to be reliable, but NDB Securities (Pvt) Ltd., (NDBS) accepts no responsibility or makes no warranties or representations, express or implied, as to whether the information provided in this document is accurate, complete or up-to-date. Furthermore, no representation or warranty is made by NDBS as to the sufficiency, relevance, importance, appropriateness, completeness or comprehensiveness of the information contained herein for any specific purpose. Prices, opinions and estimates reflect our judgment on the date of original publication and are subject to change at any time without notice. NDBS reserves the right to change their opinion at any point in time as they deem necessary. There is no guarantee that the target price for the stock will be met or that predicted business results for the company will be met. NDBS accepts no liability whatsoever for any direct or consequential loss or damage arising from any use of these reports or their contents. References to tax are based on our understanding of current law and Inland Revenue practices, which may change from time to time.

Any recommendation contained in this document does not have regard to the specific investment objectives, financial situation and the particular needs of any specific addressee. This document is for the information of addressee only and is not to be taken as substitution for the exercise of judgment by addressee. The information contained in any research report does not constitute an offer to sell securities or the solicitation of an offer to buy, or recommendation for investment in, any securities within Sri Lanka or any other jurisdiction. The information in any research report is not intended as financial advice. Moreover, none of the research reports is intended as a prospectus within the meaning of the applicable laws of any jurisdiction and none of the research reports is directed to any person in any country in which the distribution of such research report is unlawful. Past results do not guarantee future performance. NDBS cautions that any forward-looking statements in any research report implied by such words as “anticipate”, “believe”, “estimate”, “expect”, and similar expressions as they relate to a company or its management are not guarantees of future performance. The investments in undertakings, securities or other financial instruments involve risks. Any discussion of the risks contained herein should not be considered to be a disclosure of all risks or complete discussion of the risks which are mentioned.

NDBS and its associates, their directors, and/or employees may have positions in, and may affect transactions in securities mentioned herein and may also perform or seek to perform broking, investment banking and other financial services for these companies.

NDB SECURITIES (PVT) LTD
Level 2, NDB Capital Building, #135, Baudhaloka Mawatha, Colombo 04, Sri Lanka.

Hotline: +94 (11) 2 131 000
Fax: +94 (11) 2 314 181

E-mail: research@ndbs.lk
Website: www.ndbs.lk

