

S&P SL20 gains 5.7% for October

Indices closed in green as a result of price gains in counters such as Ceylon Tobacco Company, Commercial Bank and Hatton National Bank. The turnover crossed Rs 732 Mn for the day. High net worth and institutional investor participation was witnessed in Hatton National Bank, Commercial Bank and Hemas Holdings. Retail interest was noted in Orient Finance. Furthermore, foreigners remained active closing as net buyers mainly due to foreign purchases in Hatton National Bank and Commercial Bank. Total foreign purchases accounted for 57.2% of turnover.

During October, ASPI gained 2.78% whilst S&P SL20 increased by 5.74%

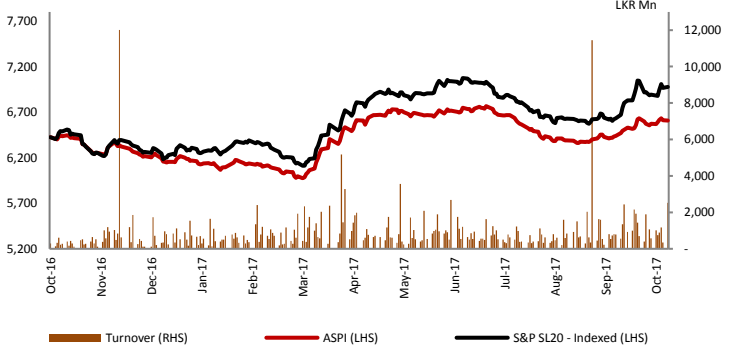
Banks, Finance and Insurance sector was the top contributor to the market turnover (due to Hatton National Bank, Commercial Bank and Orient Finance) whilst the sector index gained 0.34%. The share price of Hatton National Bank increased by Rs 5.30 (2.00%) closing at Rs 269.80 whilst foreign holdings increased by 157,856 shares. The share price of Commercial Bank gained Rs 2.60 (1.77%) closing at Rs 149.70 whilst foreign holdings increased by 760,167 shares. The share price of Orient Finance recorded a gain of Rs 1.00 (6.49%) to close at Rs 16.40.

Diversified sector was the second highest contributor to the market turnover (due to Hemas Holdings) whilst the sector index decreased by 0.51%. The share price of Hemas Holdings closed flat at Rs 130.00.

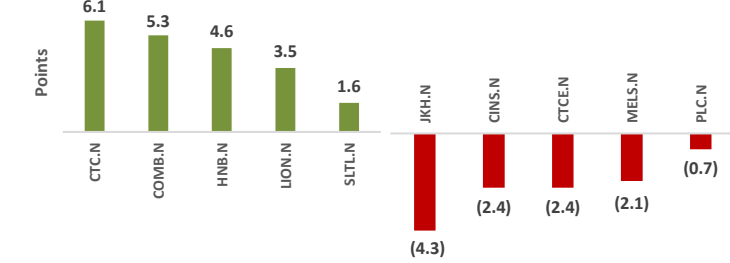
Dialog Axiata was also included amongst the top turnover contributors. The share price of Dialog Axiata closed flat at Rs 13.50.

Meanwhile, Vallibel Power Erathna announced an interim dividend of Rs 0.40 per share.

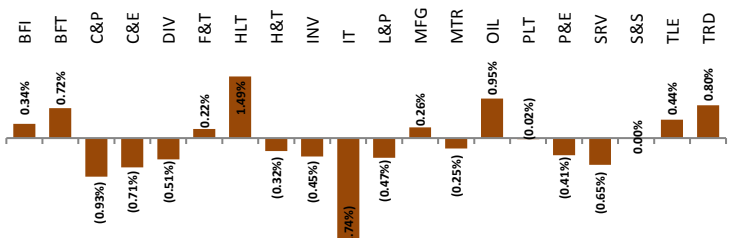
CSE Equity Market Performance – One year



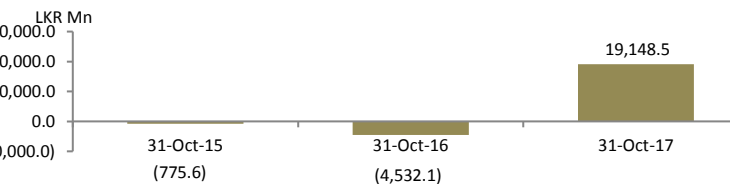
Positive and Negative Contributors to ASPI



CSE All Share Sector Daily Returns



Net Foreign Inflow YTD



Equity Market Performance

	Today	Previous Day	Change (%)
ASPI	6,617.36	6,607.14	0.15
S&P SL20	3,899.63	3,879.12	0.53
Volume (Shares)	24,710,922	35,164,237	(29.73)
Turnover (Rs)	732,544,589	2,530,485,311	(71.05)
Foreign Purchases (Rs)	419,305,062	2,162,022,988	(80.61)
Foreign Sales (Rs)	252,607,228	2,025,526,512	(87.53)
PER	10.99	10.98	0.09
PBV	1.40	1.39	0.72

Top Turnover Contributors	Volume	Turnover	%
Hatton National Bank	703,215	189,638,824	25.89
Commercial Bank	837,714	125,168,953	17.09
Hemas Holdings	464,145	60,122,772	8.21
Orient Finance	3,174,401	51,037,503	6.97
Dialog Axiata	2,957,131	39,988,088	5.46

Company	No. of Crossings	Volume	Price
Hemas Holdings	1	322,407	129.50

Source: Colombo Stock Exchange

Fixed Income Market Performance

Fixed Income Performance		
Treasury Bond Rates (Secondary Market)		
Maturity	Ask (Closing)	Bid (Closing)
01-04-2018	8.95	9.10
15-01-2019	9.55	9.75
01-08-2020	9.85	10.00
15-12-2021	10.05	10.20
01-09-2023	10.15	10.30
01-01-2024	10.20	10.40
01-08-2025	10.25	10.45
Excess Liquidity	Rs 13,834 Bn	
Exchange Rate (Spot Next)	Rs 153.55 - 153.65 per USD	

Source: MVS Money Brokers

Treasury Bill Rates (Primary Auction)			
Maturity	31/10/2017	25/10/2017	31/10/2016
91 days	8.75	8.76	8.60
182 days	9.10	9.12	9.47
364 days	9.48	9.51	10.10

Source: CBSL

Disclaimer

This document is based on information obtained from sources believed to be reliable, but NDB Securities (Pvt) Ltd., (NDBS) accepts no responsibility or makes no warranties or representations, express or implied, as to whether the information provided in this document is accurate, complete or up-to-date. Furthermore, no representation or warranty is made by NDBS as to the sufficiency, relevance, importance, appropriateness, completeness or comprehensiveness of the information contained herein for any specific purpose. Prices, opinions and estimates reflect our judgment on the date of original publication and are subject to change at any time without notice. NDBS reserves the right to change their opinion at any point in time as they deem necessary. There is no guarantee that the target price for the stock will be met or that predicted business results for the company will be met. NDBS accepts no liability whatsoever for any direct or consequential loss or damage arising from any use of these reports or their contents. References to tax are based on our understanding of current law and Inland Revenue practices, which may change from time to time.

Any recommendation contained in this document does not have regard to the specific investment objectives, financial situation and the particular needs of any specific addressee. This document is for the information of addressee only and is not to be taken as substitution for the exercise of judgment by addressee. The information contained in any research report does not constitute an offer to sell securities or the solicitation of an offer to buy, or recommendation for investment in, any securities within Sri Lanka or any other jurisdiction. The information in any research report is not intended as financial advice. Moreover, none of the research reports is intended as a prospectus within the meaning of the applicable laws of any jurisdiction and none of the research reports is directed to any person in any country in which the distribution of such research report is unlawful. Past results do not guarantee future performance. NDBS cautions that any forward-looking statements in any research report implied by such words as “anticipate”, “believe”, “estimate”, “expect”, and similar expressions as they relate to a company or its management are not guarantees of future performance. The investments in undertakings, securities or other financial instruments involve risks. Any discussion of the risks contained herein should not be considered to be a disclosure of all risks or complete discussion of the risks which are mentioned.

NDBS and its associates, their directors, and/or employees may have positions in, and may affect transactions in securities mentioned herein and may also perform or seek to perform broking, investment banking and other financial services for these companies.

NDB SECURITIES (PVT) LTD

Level 2, NDB Capital Building, #135, Bauddhaloka Mawatha, Colombo 04, Sri Lanka.

Hotline: +94 (11) 2 131 000

Fax: +94 (11) 2 314 181

E-mail: research@ndbs.lk

Website: www.ndbs.lk

