

Crossings account for 79.5% of turnover

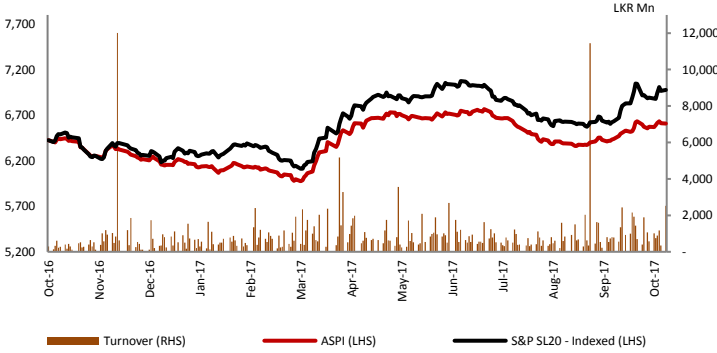
ASPI close in red due to price losses in counters such as Ceylon Tobacco Company, Commercial Leasing & Finance and Lanka Orix Leasing Company. Meanwhile, S&P SL20 closed in green. The turnover crossed Rs 2.5 Bn for the day. Crossings were witnessed in Commercial Bank, John Keells Holdings, Lion Brewery and Sampath Bank, accounting for 79.5% of turnover. Mixed interest was observed in Dialog Axiata and Hayleys Fabric whilst retail interest was noted in Vallibel Power Erathna. Meanwhile, foreigners remained active closing as net buyers. Total foreign purchases accounted for 85.4% of turnover.

Banks, Finance and Insurance sector was the top contributor to the market turnover (due to Commercial Bank and Sampath Bank) whilst the sector index gained 0.11%. The share price of Commercial Bank increased by Rs 3.50 (2.44%) to close at Rs 147.10. The share price of Sampath Bank recorded a gain of Rs 2.30 (0.69%) to close at Rs 338.00.

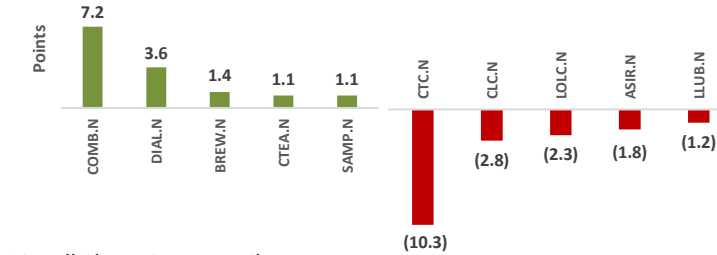
Diversified sector was the second highest contributor to the market turnover (due to John Keells Holdings) whilst the sector index decreased by 0.03%. The share price of John Keells Holdings closed flat at Rs 161.00.

Lion Brewery and Dialog Axiata were also included amongst the top turnover contributors. The share price of Lion Brewery moved up by Rs 3.20 (0.61%) to close at Rs 528.40. The share price of Dialog Axiata increased by Rs 0.20 (1.50%) to close at Rs 13.50.

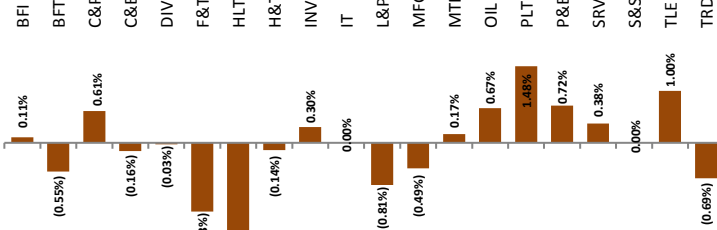
CSE Equity Market Performance – One year



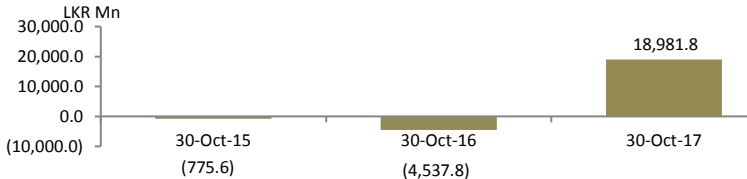
Positive and Negative Contributors to ASPI



CSE All Share Sector Daily Returns



Net Foreign Inflow YTD



Equity Market Performance

	Today	Previous Day	Change (%)
ASPI	6,607.14	6,612.91	(0.09)
S&P SL20	3,879.12	3,872.50	0.17
Volume (Shares)	35,164,237	17,645,508	99.28
Turnover (Rs)	2,530,485,311	351,992,579	618.90
Foreign Purchases (Rs)	2,162,022,988	27,636,360	7,723.11
Foreign Sales (Rs)	2,025,526,512	88,839,664	2,179.98
PER	10.98	11.02	(0.36)
PBV	1.39	1.39	0.00

Top Turnover Contributors	Volume	Turnover	%
Commercial Bank	9,659,238	1,406,480,277	55.58
John Keells Holdings	2,231,483	359,266,285	14.20
Lion Brewery	662,089	348,257,727	13.76
Sampath Bank	287,740	96,995,226	3.83
Dialog Axiata	2,720,082	36,518,836	1.44

Company	No. of Crossings	Volume	Price
Commercial Bank	1	9,356,180	145.60
John Keells Holdings	6	2,127,112	161.00
Lion Brewery	3	469,128	525.00
Sampath Bank	2	180,000	337.00

Profit Attributable to Equity Holders for the Quarter Ended September (Rs Mn)			
	2017	2016	%
Ceylon Cold Stores	751.00	1,050.32	(28.50)
LB Finance	950.99	948.11	0.30
Seylan Bank	1,221.17	1,082.02	12.86
Union Bank	150.98	133.18	13.36
Vallibel Power Erathna	313.51	163.81	91.38

Source: Colombo Stock Exchange

Fixed Income Market Performance

Treasury Bond Rates (Secondary Market)			30/10/17
Maturity	Ask (Closing)	Bid (Closing)	
01-04-2018	9.00	9.15	
15-01-2019	9.55	9.70	
01-08-2020	9.80	10.00	
15-12-2021	10.05	10.15	
01-09-2023	10.15	10.30	
01-01-2024	10.15	10.30	
01-08-2025	10.25	10.40	
Excess Liquidity	Rs 20,599 Bn		
Exchange Rate (Spot Net)	Rs 153.57 - 153.65 per USD		

Source: MVS Money Brokers

Treasury Bill Rates (Primary Auction)			
Maturity	25/10/2017	17/10/2017	26/10/2016
91 days	8.76	8.79	rejected
182 days	9.12	9.12	9.48
364 days	9.51	9.46	10.24

Source: CBSL

Disclaimer

This document is based on information obtained from sources believed to be reliable, but NDB Securities (Pvt) Ltd., (NDBS) accepts no responsibility or makes no warranties or representations, express or implied, as to whether the information provided in this document is accurate, complete or up-to-date. Furthermore, no representation or warranty is made by NDBS as to the sufficiency, relevance, importance, appropriateness, completeness or comprehensiveness of the information contained herein for any specific purpose. Prices, opinions and estimates reflect our judgment on the date of original publication and are subject to change at any time without notice. NDBS reserves the right to change their opinion at any point in time as they deem necessary. There is no guarantee that the target price for the stock will be met or that predicted business results for the company will be met. NDBS accepts no liability whatsoever for any direct or consequential loss or damage arising from any use of these reports or their contents. References to tax are based on our understanding of current law and Inland Revenue practices, which may change from time to time.

Any recommendation contained in this document does not have regard to the specific investment objectives, financial situation and the particular needs of any specific addressee. This document is for the information of addressee only and is not to be taken as substitution for the exercise of judgment by addressee. The information contained in any research report does not constitute an offer to sell securities or the solicitation of an offer to buy, or recommendation for investment in, any securities within Sri Lanka or any other jurisdiction. The information in any research report is not intended as financial advice. Moreover, none of the research reports is intended as a prospectus within the meaning of the applicable laws of any jurisdiction and none of the research reports is directed to any person in any country in which the distribution of such research report is unlawful. Past results do not guarantee future performance. NDBS cautions that any forward-looking statements in any research report implied by such words as “anticipate”, “believe”, “estimate”, “expect”, and similar expressions as they relate to a company or its management are not guarantees of future performance. The investments in undertakings, securities or other financial instruments involve risks. Any discussion of the risks contained herein should not be considered to be a disclosure of all risks or complete discussion of the risks which are mentioned.

NDBS and its associates, their directors, and/or employees may have positions in, and may affect transactions in securities mentioned herein and may also perform or seek to perform broking, investment banking and other financial services for these companies.

NDB SECURITIES (PVT) LTD

Level 2, NDB Capital Building, #135, Baudhaloka Mawatha, Colombo 04, Sri Lanka.

Hotline: +94 (11) 2 131 000

Fax: +94 (11) 2 314 181

E-mail: research@ndbs.lk

Website: www.ndbs.lk

