

S&P SL20 gains 1.1% for the week

ASPI closed in red as a result of price losses in counters such as Ceylon Cold Stores, Sri Lanka Telecom and Sampath Bank. A similar behavior was witnessed in S&P SL20. Meanwhile, the turnover crossed Rs 351 Mn for the day. High net worth and institutional investor participation was witnessed in People's Leasing & Finance and People's Insurance. Mixed interest was observed in Teejay Lanka and United Motors Lanka whilst retail interest was noted in Lanka Century Investments and Lankem Developments. Meanwhile, foreigners closed as net sellers mainly due to foreign selling in People's Leasing & Finance and Teejay Lanka.

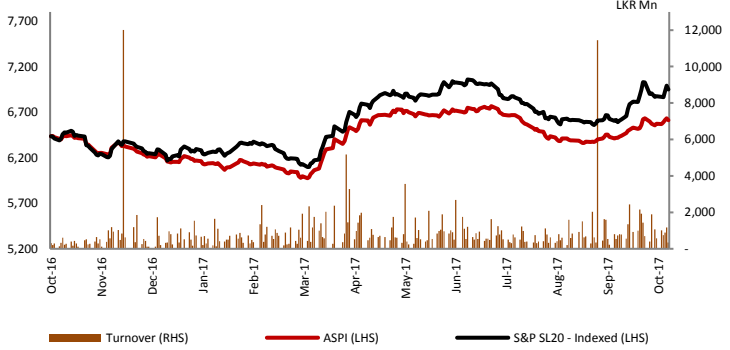
During the week, ASPI and S&P SL20 gained 0.61% and 1.07% respectively.

Banks, Finance and Insurance sector was the top contributor to the market turnover (due to People's Leasing & Finance and People's Insurance Limited) whilst the sector index lost 0.46%. The share price of People's Leasing & Finance increased by Rs 0.30 (1.74%) closing at Rs 17.50 whilst foreign holdings decreased by 3,000,000 shares. The share price of People's Insurance Limited lost Rs 0.50 (2.00%) to close at Rs 24.50.

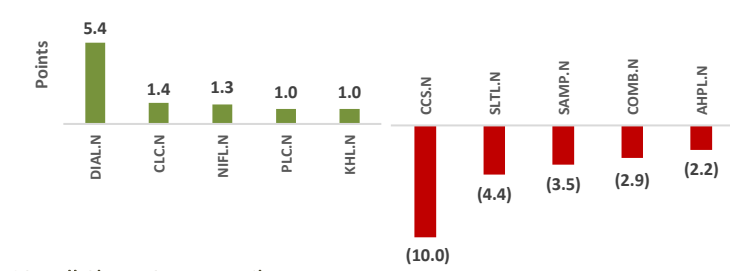
Manufacturing sector was the second highest contributor to the market turnover (due to Teejay Lanka) whilst the sector index decreased by 0.45%. The share price of Teejay Lanka moved down by Rs 0.50 (1.29%) closing at Rs 38.40 whilst foreign holdings decreased by 402,633 shares.

United Motors Lanka and Ceylon Guardian Investment Trust were also included amongst the top turnover contributors. The share price of United Motors Lanka recorded a gain of Rs 1.30 (1.73%) to close at Rs 76.30. The share price of Ceylon Guardian Investment Trust increased by Rs 3.10 (3.20%) to close at Rs 100.00.

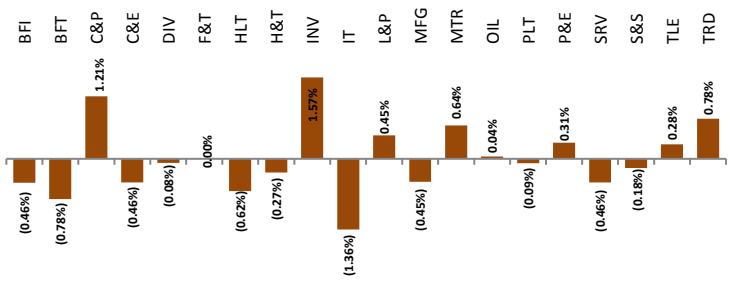
CSE Equity Market Performance – One year



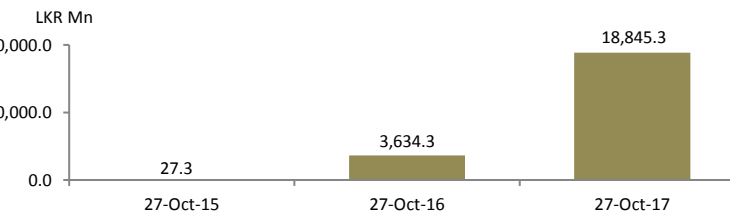
Positive and Negative Contributors to ASPI



CSE All Share Sector Daily Returns



Net Foreign Inflow YTD



Equity Market Performance

	Today	Previous Day	Change (%)
ASPI	6,612.91	6,633.20	(0.31)
S&P SL20	3,872.50	3,896.03	(0.60)
Volume (Shares)	17,645,508	21,095,567	(16.35)
Turnover (Rs)	351,992,579	1,169,446,180	(69.90)
Foreign Purchases (Rs)	27,636,360	614,499,707	(95.50)
Foreign Sales (Rs)	88,839,664	578,364,884	(84.64)
PER	11.02	11.04	(0.18)
PBV	1.39	1.40	(0.71)

Top Turnover Contributors	Volume	Turnover	%
People's Leasing & Finance	3,114,989	54,510,135	15.49
People's Insurance Limited	1,044,227	25,592,017	7.27
Teejay Lanka	632,305	24,344,956	6.92
United Motors Lanka	238,559	17,672,471	5.02
Ceylon Guardian Investment Trust	158,922	15,893,547	4.52

Company	No. of Crossings	Volume	Price
People's Leasing & Finance	1	2,585,000	17.50

Source: Colombo Stock Exchange

Fixed Income Market Performance

Treasury Bond Rates (Secondary Market)			27/10/17
Maturity	Ask (Closing)	Bid (Closing)	
01-04-2018	9.00	9.15	
15-01-2019	9.55	9.70	
01-08-2020	9.80	10.00	
15-12-2021	10.05	10.15	
01-09-2023	10.15	10.30	
01-01-2024	10.15	10.30	
01-08-2025	10.25	10.40	
Excess Liquidity	Rs 17,883 Bn		
Exchange Rate (Spot Next)	Rs 153.55 - 153.62 per USD		

Source: MVS Money Brokers

Treasury Bill Rates (Primary Auction)				25/10/17
Maturity	25/10/2017	17/10/2017	26/10/2016	
91 days	8.76	8.79	rejected	
182 days	9.12	9.12	9.48	
364 days	9.51	9.46	10.24	

Source: CBSL

Disclaimer

This document is based on information obtained from sources believed to be reliable, but NDB Securities (Pvt) Ltd., (NDBS) accepts no responsibility or makes no warranties or representations, express or implied, as to whether the information provided in this document is accurate, complete or up-to-date. Furthermore, no representation or warranty is made by NDBS as to the sufficiency, relevance, importance, appropriateness, completeness or comprehensiveness of the information contained herein for any specific purpose. Prices, opinions and estimates reflect our judgment on the date of original publication and are subject to change at any time without notice. NDBS reserves the right to change their opinion at any point in time as they deem necessary. There is no guarantee that the target price for the stock will be met or that predicted business results for the company will be met. NDBS accepts no liability whatsoever for any direct or consequential loss or damage arising from any use of these reports or their contents. References to tax are based on our understanding of current law and Inland Revenue practices, which may change from time to time.

Any recommendation contained in this document does not have regard to the specific investment objectives, financial situation and the particular needs of any specific addressee. This document is for the information of addressee only and is not to be taken as substitution for the exercise of judgment by addressee. The information contained in any research report does not constitute an offer to sell securities or the solicitation of an offer to buy, or recommendation for investment in, any securities within Sri Lanka or any other jurisdiction. The information in any research report is not intended as financial advice. Moreover, none of the research reports is intended as a prospectus within the meaning of the applicable laws of any jurisdiction and none of the research reports is directed to any person in any country in which the distribution of such research report is unlawful. Past results do not guarantee future performance. NDBS cautions that any forward-looking statements in any research report implied by such words as “anticipate”, “believe”, “estimate”, “expect”, and similar expressions as they relate to a company or its management are not guarantees of future performance. The investments in undertakings, securities or other financial instruments involve risks. Any discussion of the risks contained herein should not be considered to be a disclosure of all risks or complete discussion of the risks which are mentioned.

NDBS and its associates, their directors, and/or employees may have positions in, and may affect transactions in securities mentioned herein and may also perform or seek to perform broking, investment banking and other financial services for these companies.

NDB SECURITIES (PVT) LTD

Level 2, NDB Capital Building, #135, Bauddhaloka Mawatha, Colombo 04, Sri Lanka.

Hotline: +94 (11) 2 131 000

Fax: +94 (11) 2 314 181

E-mail: research@ndbs.lk

Website: www.ndbs.lk

