

Indices close in green

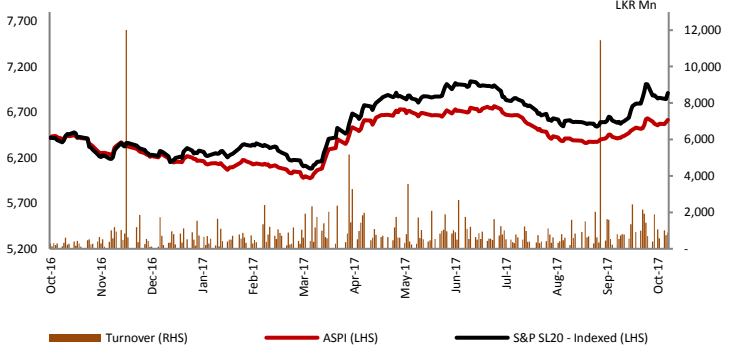
Indices closed in green due to price gains in counters such as Hatton National Bank, Sampath Bank and Ceylon Cold Stores with turnover crossing Rs 892 Mn for the day. Crossings were witnessed in John Keells Holdings, Ceylon Cold Stores, Tokyo Cement Company and Citizens Development Business Finance. Retail interest was noted in Orient Finance. Meanwhile, foreigners remained active closing as net buyers mainly due to foreign purchasing in Ceylon Cold Stores, John Keells Holdings and Sampath Bank. Total foreign purchases accounted for 54.7% of turnover.

Banks, Finance and Insurance sector was the top contributor to the market turnover (due to Sampath Bank and Hatton National Bank) whilst the sector index gained 1.27%. The share price of Sampath Bank moved up by Rs 13.60 (4.23%) closing at Rs 335.20 whilst foreign holdings increased by 248,570 shares. The share price of Hatton National Bank recorded a gain of Rs 8.90 (3.48%) to close at Rs 264.90.

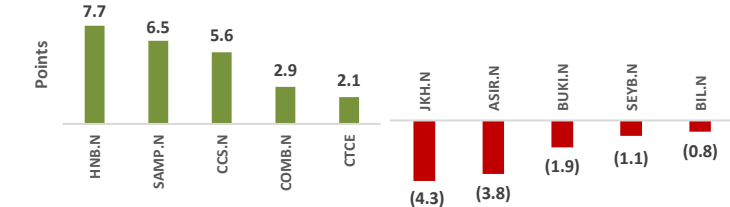
Diversified sector was the second highest contributor to the market turnover (due to John Keells Holdings) whilst the sector index decreased by 0.24%. The share price of John Keells Holdings lost Rs 1.40 (0.87%) closing at Rs 159.90 whilst foreign holdings increased by 948,475 shares.

Ceylon Cold Stores and Tokyo Cement Company were also included amongst the top turnover contributors. The share price of Ceylon Cold Stores increased by Rs 26.70 (2.67%) closing at Rs 1,026.10 whilst foreign holdings increased by 58,369 shares. The share price of Tokyo Cement Company gained Rs 0.60 (0.85%) to close at Rs 71.40.

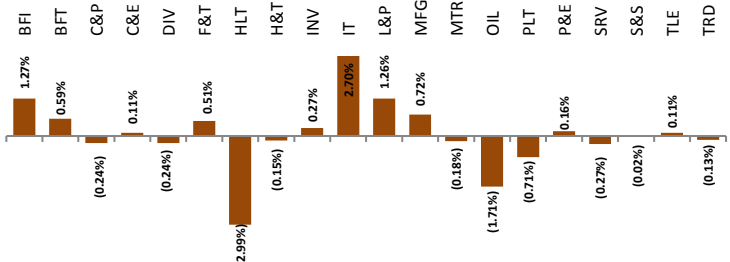
CSE Equity Market Performance – One year



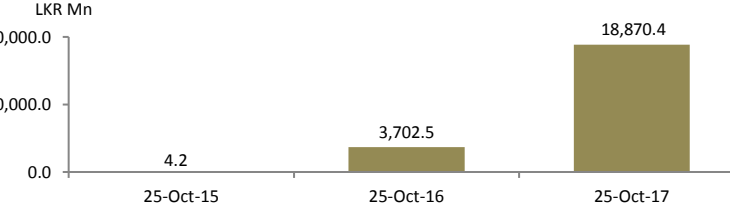
Positive and Negative Contributors to ASPI



CSE All Share Sector Daily Returns



Net Foreign Inflow YTD



Equity Market Performance

	Today	Previous Day	Change (%)
ASPI	6,614.55	6,590.50	0.36
S&P SL20	3,861.45	3,825.11	0.95
Volume (Shares)	20,475,633	34,843,972	(41.24)
Turnover (Rs)	892,751,219	743,544,527	20.07
Foreign Purchases (Rs)	488,480,045	489,425,720	(0.19)
Foreign Sales (Rs)	220,649,423	213,996,990	3.11
PER	11.03	10.99	0.36
PBV	1.42	1.42	0.00

Top Turnover Contributors	Volume	Turnover	%
Ceylon Cold Stores	199,829	200,808,930	22.49
John Keells Holdings	1,193,123	190,810,182	21.37
Sampath Bank	337,602	112,384,780	12.59
Hatton National Bank	161,004	42,130,598	4.72
Tokyo Cement Company	513,458	36,481,464	4.09

Company	No. of Crossings	Volume	Price
John Keells Holdings	2	1,000,000	159.90
Ceylon Cold Stores	1	137,154	1,005.00
Tokyo Cement Company	1	450,000	71.00
Citizens Development Business Finance	1	350,000	71.00

Source: Colombo Stock Exchange

Fixed Income Market Performance

Treasury Bond Rates (Secondary Market)			25/10/17
Maturity	Ask (Closing)	Bid (Closing)	
01-04-2018	9.15	9.25	
15-01-2019	9.55	9.75	
01-08-2020	9.85	10.00	
15-12-2021	10.05	10.20	
01-09-2023	10.15	10.30	
01-01-2024	10.20	10.40	
01-08-2025	10.25	10.40	
Excess Liquidity	Rs 14.981 Bn		
Exchange Rate (Spot Next)	Rs 153.83 - 153.90 per USD		

Source: MVS Money Brokers

Treasury Bill Rates (Primary Auction)

Maturity	25/10/2017	17/10/2017	26/10/2016
91 days	8.76	8.79	rejected
182 days	9.12	9.12	9.48
364 days	9.51	9.46	10.24

Source: CBSL

Disclaimer

This document is based on information obtained from sources believed to be reliable, but NDB Securities (Pvt) Ltd., (NDBS) accepts no responsibility or makes no warranties or representations, express or implied, as to whether the information provided in this document is accurate, complete or up-to-date. Furthermore, no representation or warranty is made by NDBS as to the sufficiency, relevance, importance, appropriateness, completeness or comprehensiveness of the information contained herein for any specific purpose. Prices, opinions and estimates reflect our judgment on the date of original publication and are subject to change at any time without notice. NDBS reserves the right to change their opinion at any point in time as they deem necessary. There is no guarantee that the target price for the stock will be met or that predicted business results for the company will be met. NDBS accepts no liability whatsoever for any direct or consequential loss or damage arising from any use of these reports or their contents. References to tax are based on our understanding of current law and Inland Revenue practices, which may change from time to time.

Any recommendation contained in this document does not have regard to the specific investment objectives, financial situation and the particular needs of any specific addressee. This document is for the information of addressee only and is not to be taken as substitution for the exercise of judgment by addressee. The information contained in any research report does not constitute an offer to sell securities or the solicitation of an offer to buy, or recommendation for investment in, any securities within Sri Lanka or any other jurisdiction. The information in any research report is not intended as financial advice. Moreover, none of the research reports is intended as a prospectus within the meaning of the applicable laws of any jurisdiction and none of the research reports is directed to any person in any country in which the distribution of such research report is unlawful. Past results do not guarantee future performance. NDBS cautions that any forward-looking statements in any research report implied by such words as “anticipate”, “believe”, “estimate”, “expect”, and similar expressions as they relate to a company or its management are not guarantees of future performance. The investments in undertakings, securities or other financial instruments involve risks. Any discussion of the risks contained herein should not be considered to be a disclosure of all risks or complete discussion of the risks which are mentioned.

NDBS and its associates, their directors, and/or employees may have positions in, and may affect transactions in securities mentioned herein and may also perform or seek to perform broking, investment banking and other financial services for these companies.

NDB SECURITIES (PVT) LTD

Level 2, NDB Capital Building, #135, Bauddhaloka Mawatha, Colombo 04, Sri Lanka.

Hotline: +94 (11) 2 131 000

Fax: +94 (11) 2 314 181

E-mail: research@ndbs.lk

Website: www.ndbs.lk

